



Information Sheet: Application to Register Firearms (for Individuals)

Ce formulaire est disponible en français.

Before you Start...

Use this form to apply to register all restricted firearms you have newly imported or acquired other than by transfer since December 1, 1998.

Do not use this form to register a firearm transferred to you from a business or individual in Canada. Please call 1 800 731-4000 for more information on registering firearms acquired through transfer, or visit [our Web site](#).

To register a firearm, you **must** have a valid firearms licence with the appropriate privileges for the class of firearm you are applying to register. All firearms must be verified by an approved verifier, except those previously verified. For more details about the verification process, call 1 800 731-4000.

You do not have to register non restricted, antique firearms, pellet guns with a muzzle velocity of less than 152.4 m (500 feet) per second or a muzzle energy below 5.7 joules (4.2 foot pounds), firearms that have been permanently deactivated so that they are no longer able to discharge ammunition or devices designed and used exclusively for signalling purposes (such as a flare gun). To obtain more information, call 1 800 731-4000 or visit [our Web site](#).

If you need additional space, list all information requested on a separate sheet of paper, add your name and licence number to the top of each sheet and attach the sheet to your application.

If you need help completing this application form or require another form, call 1 800 731-4000. Additional information and some application forms are also available on [our Web site](#).

Please Remember...

Whenever you handle firearms, follow all safety precautions.

The following information explains certain parts of the form and will help you answer some of the questions. You should read the instructions as you fill in your form. If you are still unsure about a question, call 1 800 731-4000 for assistance.

Mail your completed application form and all attachments to:

Royal Canadian Mounted Police
P.O. Box 1200
Miramichi NB E1N 5Z3

A - Type of Acquisition

Box 1

Check only one box. If you check "Other", print the details of your possession of the firearm in the space provided. If more explanation is needed, provide it on a separate sheet of paper, add your name and firearms licence number to the top of the sheet and attach the sheet to your application.

C - Firearm Storage Information for Restricted Firearms Only

Place of Storage

You must indicate where your restricted firearms will be stored. If all firearms listed on the application will be stored at your home, check the box and leave Boxes 4 a) to e) blank. If all your restricted firearms are to be stored at a place other than your home, complete Boxes 4 a) to e). If you are registering more than one restricted firearm and each of these firearms are to be stored in different locations, other than your home, indicate where each firearm is to be stored on a separate sheet of paper. Add your name and licence number to the top of each page. (Please print clearly.)

Note: To transport a restricted firearm, you require an authorization from the Chief Firearms Officer of your province or territory.

E - Firearm Information

Frame/Receiver Only

The frame/receiver is the basic part of a firearm, to which the stock, barrel, magazine and other parts are assembled or attached. If you have **only** the firearm frame/receiver that cannot discharge ammunition, check this box. Provide the serial number (if known) and as much of the other firearm information as possible in the boxes that follow.

Information Sheet: Application to Register Firearms (for Individuals)

Serial Number

Not all firearms have serial numbers. If you cannot find the serial number on your firearm, put a check mark in the box "Unknown".

A firearm that has no serial number must still be registered. The Registrar assigns a Firearm Identification Number (FIN) to each firearm during the registration process. If your firearm has no serial number and cannot be uniquely identified, a FIN will be issued for the firearm. Instructions will be sent to you along with a number. Certain exceptions may be applicable, call 1 800 731-4000 for further information.

Make

The make is normally the company name, the abbreviation of the company name or the brand or trade name associated with a particular firearm.

Manufacturer

The manufacturer is the person or company that makes the metal parts of the firearm and then assembles them to create the firearm. Usually the make and the manufacturer are the same. If they are different, both names will appear on the firearm. For example, Colt might be the make while Remington is the manufacturer.

Model

The model refers to the particular design or version of a firearm. It often appears beside the make.

Type

Using the legend provided on the application form, enter the code for the firearm type. For example, if you are registering a rifle, print RI in the box. The definitions below may help you.

RI = Rifle: usually a long gun, normally with rifling in the bore that is fired from the shoulder.

HG = Handgun: a firearm that is designed, altered or intended to be aimed and fired by the action of one hand, whether or not it has been redesigned or subsequently altered to be aimed and fired by the action of both hands.

SG = Shotgun: usually a long gun, normally with a smooth bore, that is fired from the shoulder and may contain a single projectile or many projectiles.

CV = Commercial Version: a firearm designed and manufactured as a semi-automatic version of the same fully automatic firearm.

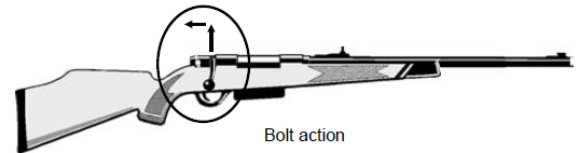
CG = Combination Gun: a firearm with more than one barrel on the receiver and with the barrels permanently attached to each other. This type of firearm is normally chambered for different calibres or a combination of calibres and gauges.

Action

Action refers to the way in which the ammunition is fed into the chamber. Using the legend provided on the application form, enter the code for firearm action. For example, if you are registering a firearm with a bolt action, print BA in the box. Only print one code. If none of the codes is applicable, print OT (Other) and specify the action in the space provided. The definitions below may help you. The codes describe the possible actions.

A = Air, Spring or Gas Firearm: uses compressed air or compressed gas to propel a projectile at a velocity exceeding 152.4 m (500 feet) per second and at a muzzle energy exceeding 5.70 joules (4.2 foot pounds).

BA = Bolt Action: a firearm in which the breech bolt or closure device operates in line with the bore; manually operated by a permanent projection or handle attached to the bolt or closure device.

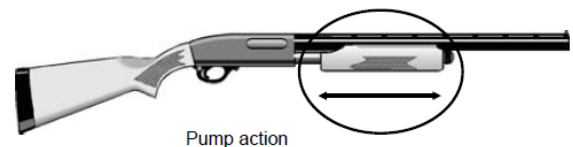


LA = Lever Action: the breech mechanism is cycled by an external lever usually found below the receiver or frame.



MB = Multi-barrel: a firearm that is manually loaded and has no magazine-feed device and whose barrels are permanently attached to each other (for example, a double-barrelled shotgun). For multi-barrel firearms, the number of shots is the same as the number of barrels on the firearm.

PA = Pump Action: a firearm that is manually set in motion usually parallel to the barrel; also called a slide action or trombone action.

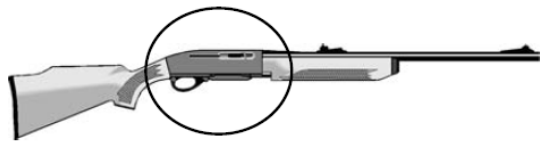


R = Revolver: a firearm, usually a handgun that has a revolving cylinder with a series of chambers, and is discharged successively by the same firing mechanism. The chamber may revolve in either direction depending on the manufacturer.



Information Sheet: Application to Register Firearms (for Individuals)

SA = Semi-automatic: a repeating firearm that requires the trigger to be pulled for each shot fired and that uses the energy of the discharge to perform part of the operating cycle; sometimes called auto-loading or self-loading actions.



Semi-automatic (action is internal)

SS = Single Shot: a single-barrelled firearm that is manually loaded and has no magazine-feed device (for example, a single-barrelled break-open shotgun). For a single-shot firearm, the number of shots is always "1".

Gauge / Calibre

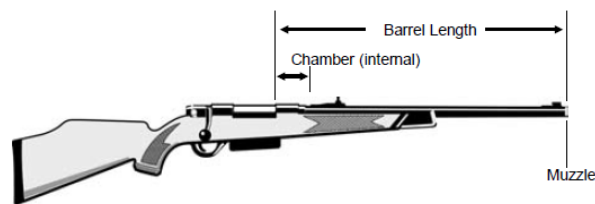
Gauge or calibre refers to the size of ammunition the firearm uses. It is usually stamped on the barrel of the firearm. If your firearm has more than one barrel with a different gauge or calibre, write all numbers separated by a slash.

Shots

For single-shot firearms, the number of shots is always "1". For multi-barrelled firearms, the number of shots is the same as the number of barrels. For revolvers, "shots" refers to the number of chambers in the cylinder. For magazine-fed firearms, "shots" refers to the maximum number of cartridges that the magazine holds; it does not include the cartridge that fits in the chamber.

Barrel Length

For firearms other than revolvers, the barrel length is the distance from the muzzle of the barrel to and including the chamber, but it does not include the length of any attachments. Refer to the diagram.



The barrel length of a revolver does not include the cylinder. Revolver barrel length is measured from the muzzle of the barrel to the breach end immediately in front of the cylinder. Measure from the muzzle up to and including the chamber (for example, by measuring how much of the cleaning rod fits in the barrel when the action is closed). Put a check mark in the appropriate box to indicate the units of measurement (millimetres or inches).

Previous Certificate Number (If Applicable) - Box I)

If you are applying to register a firearm that was registered to you prior to December 1, 1998, please provide the certificate number (e.g. a frame / receiver that was modified or a firearm that was registered under the previous legislation).

Purpose for Acquiring a Restricted Firearm - Box m)

If you are an individual applying to register restricted firearms, you are required to indicate the purpose for which the firearms will be used.

Target Practice or Shooting Competition

A shooting club is a non-profit organization whose activities include target practice or target-shooting competitions using restricted firearms or prohibited handguns at an approved shooting range. A shooting range is a place designed or intended for the safe discharge, on a regular or structured basis, of firearms for target practice or target-shooting competitions.

Gun Collection

For the firearm to qualify as part of a gun collection, you must already be recognized by the Chief Firearms Officer of your province or territory as a gun collector and the firearm must form part of a genuine collection. You are required to know about the historical, technological or scientific characteristics that distinguish the firearms in the collection. If this is your first gun in a collection, call 1 800 731-4000 for information on how to become recognized as a gun collector.

Lawful Profession or Occupation / Protection of Life

These purposes refer to very specific circumstances and, if you require a firearm for one of these purposes, please call 1 800 731-4000 for more information.

F - Verifier Information

Verification is a way to confirm that the information you have provided about the firearm correctly identifies and classifies it. The verifier must be approved by the Registrar of Firearms. The approved verifier must provide the Firearms Reference Table (FRT) number. To obtain an FRT number, contact the Canadian Firearms Program at 1 800 731-4000.

The Firearms Reference Table (FRT) number provided by the Verifier should be inputted in the Box k) in Section E – Firearm Information with other firearm details. The verifier must ensure that when they provide the FRT number that they include the Barrel, Calibre and Shot (BCS) identifier exactly as shown on the FRT (i.e. "parent" and "child" records).

Checklist

Before mailing your application, have you...

- answered all relevant questions?
- provided all firearm information?
- had the firearm verified by an approved verifier?
- attached a separate sheet of paper with additional information (if necessary)?
- signed and dated the declaration?



Application to Register Firearms (for Individuals)

For Administrative Use

Attention:
Read the Information Sheet for explanations. Use a check mark to indicate your answers (where required). Print clearly in blue or black ink.

A - Type of Acquisition

1. Type of Acquisition (check one only)
 Newly Imported Firearm Other, please specify

If other was selected, indicate how you came into possession of the firearm

B - Personal Information

2. Possession and Acquisition Licence Number	3. a) Last Name
3. b) First Name	3. c) Middle Name

C - Firearm Storage Information for Restricted Firearms Only

Place of storage. You must indicate the address where your restricted firearms will be stored.

Check this box if stored at your home and leave Boxes 4 a) to e) blank.

4. a) Street / Land Location	4. b) Apt./Unit
4. c) City	4. d) Province/Territory
	4. e) Postal code

D - Applicant's Declaration

It is an offence under section 106 of the *Firearms Act* to knowingly make a false or misleading statement, either orally or in writing, or to knowingly fail to disclose relevant information, for the purpose of obtaining a registration certificate.

I declare that the information provided on this form and any attachments is true and correct to the best of my knowledge.

 Applicant's Signature

 Date (yyyy-mm-dd)

Information contained in this application is obtained under the authority of the *Firearms Act*. The information will be used to determine eligibility and to administer and enforce the firearms legislation. In addition to the provisions outlined in the *Firearms Act*, individual rights regarding personal information are governed by the applicable federal, provincial or territorial legislation relating to access to information and privacy.

Application to Register Firearms (for Individuals)

Protected A
once completed

For Administrative Use

E - Firearm Information

Complete this section for all firearms you are applying to register. Section k) FRT number to be provided by an approved firearms verifier. If you require more space, photocopy this blank page.

Legend - Type	Legend - Action
Print one of these codes in Box f. <ul style="list-style-type: none"> • RI = Rifle • SG = Shotgun • CG = Combination Gun • HG = Handgun • CV = Commercial Version 	Print one of these codes in Box g. <ul style="list-style-type: none"> • A = Air, spring or gas exceeding 152.4 m/sec (500 ft/sec) and 5.7 joules (4.2 ft-lb) • BA = Bolt action • R = Revolver • LA = Lever action • SA = Semi-automatic • MB = Multi-barrel • SS = Single shot • PA = Pump action • OT = Other, please specify

Firearm 1			
<input type="checkbox"/> a) If firearm is a frame/receiver only and cannot discharge ammunition, check this box.		b) Serial Number (if available) <input type="checkbox"/> Unknown Serial Number	
c) Make		d) Manufacturer (if different from make)	
e) Model (if available)		f) Type	g) Action
h) Gauge/Calibre	i) Shots		j) Barrel Length <input type="radio"/> mm <input type="radio"/> in
k) FRT Number		l) Previous Certificate Number (if applicable)	
m) If you are registering a restricted firearm , you must indicate the purpose for acquiring the firearm (check one only). Before selecting purpose (iii) or (iv) please call 1 800 731-4000.			
<input type="radio"/> (i) Target Practice or Shooting Competition <input type="radio"/> (ii) Gun Collection <input type="radio"/> (iii) Lawful Profession or Occupation <input type="radio"/> (iv) Protection of Life			

Firearm 2			
<input type="checkbox"/> a) If firearm is a frame/receiver only and cannot discharge ammunition, check this box.		b) Serial Number (if available) <input type="checkbox"/> Unknown Serial Number	
c) Make		d) Manufacturer (if different from make)	
e) Model (if available)		f) Type	g) Action
h) Gauge/Calibre	i) Shots		j) Barrel Length <input type="radio"/> mm <input type="radio"/> in
k) FRT Number		l) Previous Certificate Number (if applicable)	
m) If you are registering a restricted firearm , you must indicate the purpose for acquiring the firearm (check one only). Before selecting purpose (iii) or (iv) please call 1 800 731-4000.			
<input type="radio"/> (i) Target Practice or Shooting Competition <input type="radio"/> (ii) Gun Collection <input type="radio"/> (iii) Lawful Profession or Occupation <input type="radio"/> (iv) Protection of Life			

Firearm 3			
<input type="checkbox"/> a) If firearm is a frame/receiver only and cannot discharge ammunition, check this box.		b) Serial Number (if available) <input type="checkbox"/> Unknown Serial Number	
c) Make		d) Manufacturer (if different from make)	
e) Model (if available)		f) Type	g) Action
h) Gauge/Calibre	i) Shots		j) Barrel Length <input type="radio"/> mm <input type="radio"/> in
k) FRT Number		l) Previous Certificate Number (if applicable)	
m) If you are registering a restricted firearm , you must indicate the purpose for acquiring the firearm (check one only). Before selecting purpose (iii) or (iv) please call 1 800 731-4000.			
<input type="radio"/> (i) Target Practice or Shooting Competition <input type="radio"/> (ii) Gun Collection <input type="radio"/> (iii) Lawful Profession or Occupation <input type="radio"/> (iv) Protection of Life			

F - Verifier Information

To be provided or completed by an approved verifier.

5. a) Verifier's Number	5. b) Last Name	5. c) First Name
5. d) Verifier's Signature		5. e) Date (yyyy-mm-dd)